



Montréal Exchange Quarterly Derivatives Market Activity Update

Q3 2017



Capital Formation

Toronto Stock Exchange
TSX Venture Exchange
TSX Private Markets
TSX Trust

Derivatives

Montréal Exchange
CDCC
BOX

Efficient Markets

Toronto Stock Exchange
TSX Venture Exchange
TSX Alpha Exchange
CDS
NGX
Shorcan

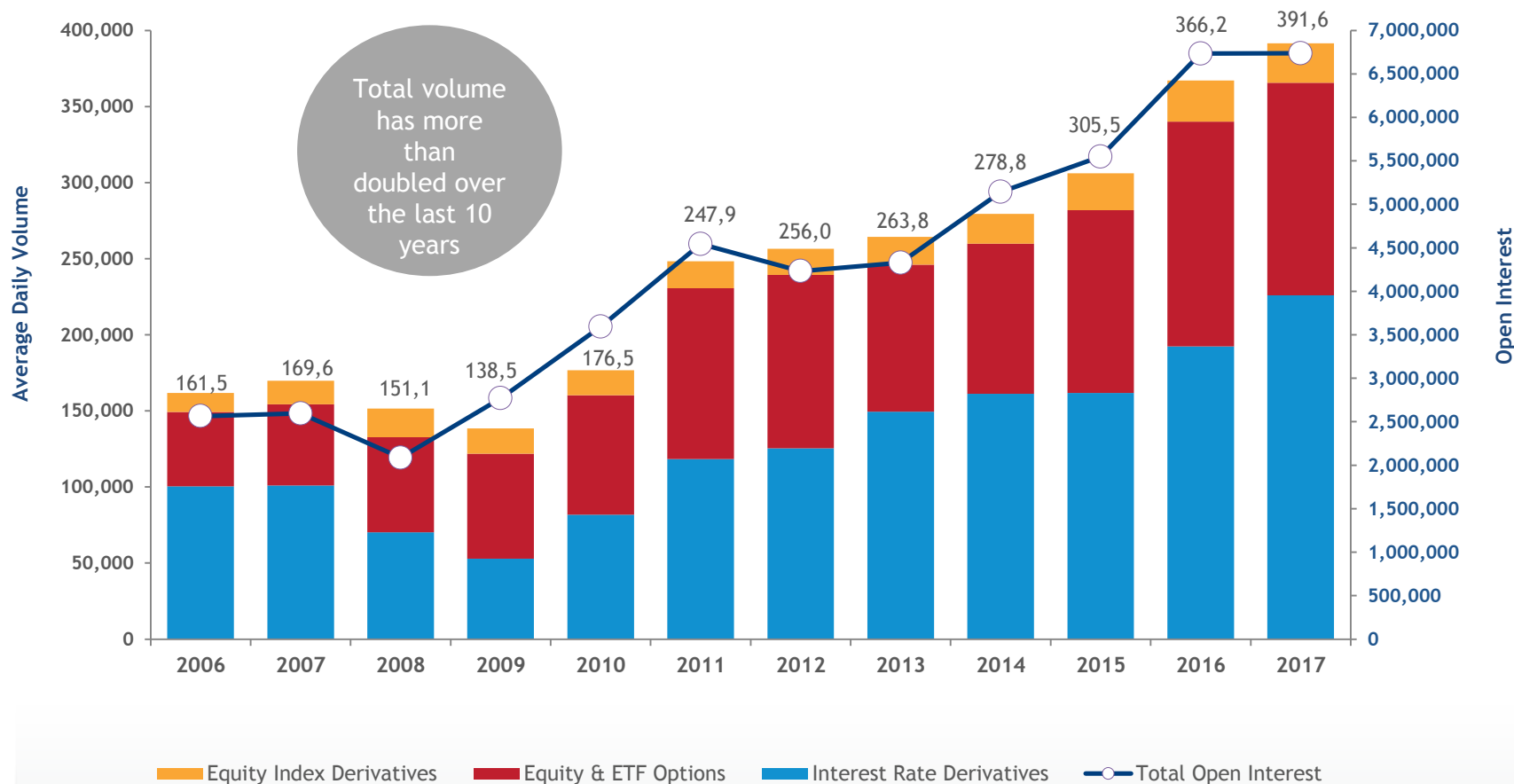
Market Insights

TMX Datalinx
TMX Insights
TMX Atrium
eXplore

Market Solutions

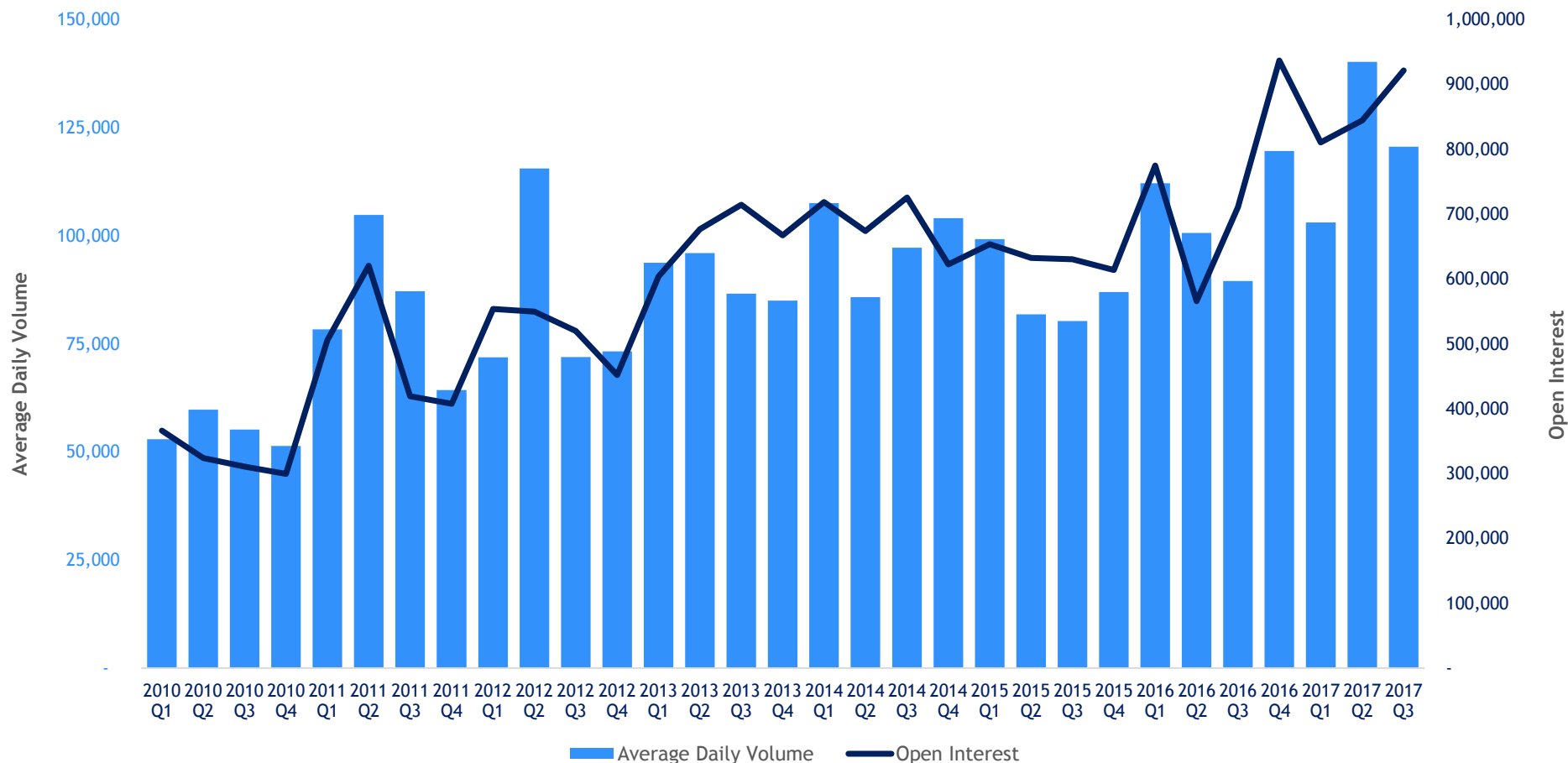
AgriClear

Montréal Exchange Average Daily Volume & Open Interest



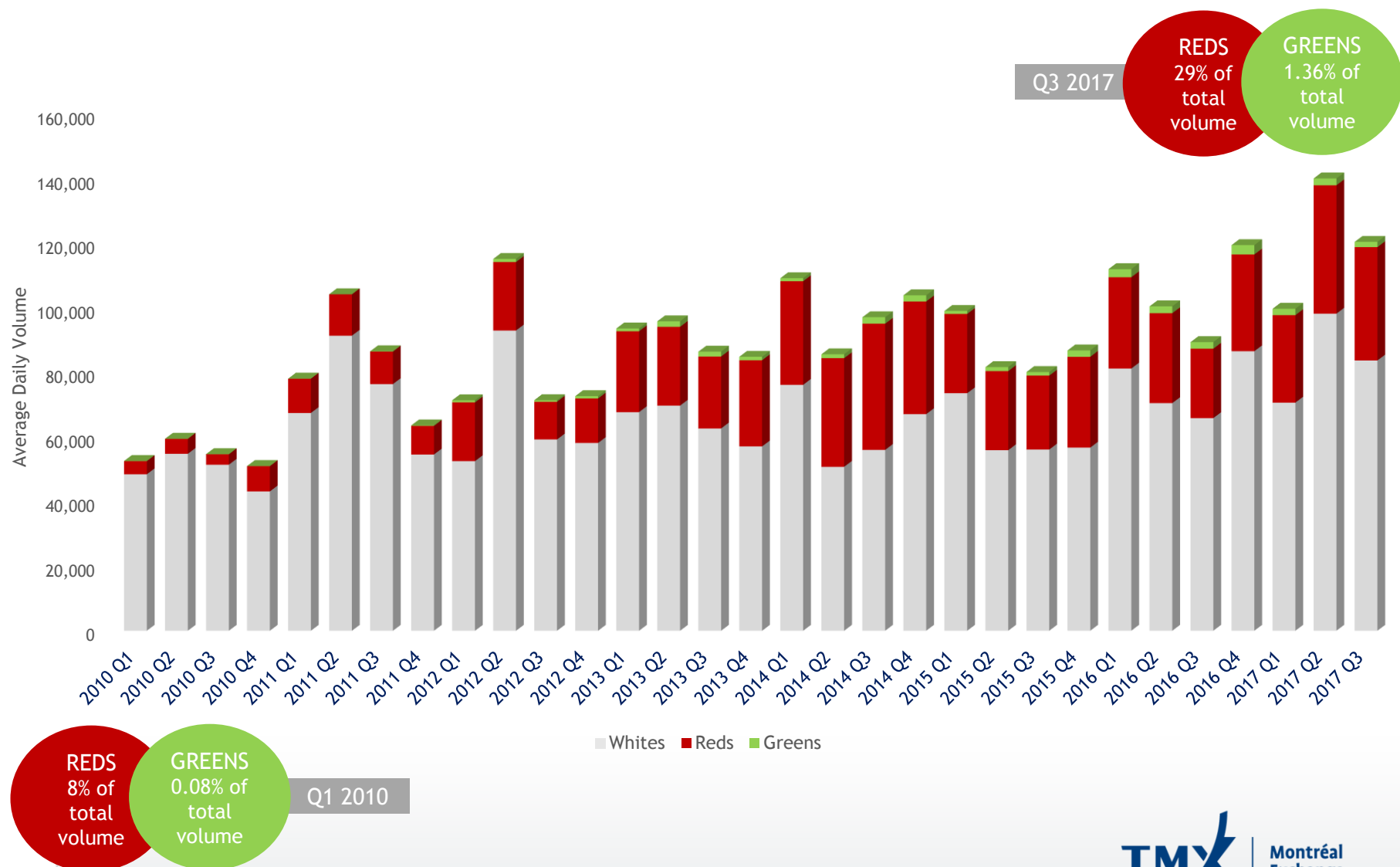
SHORT-TERM INTEREST RATE DERIVATIVES

Three-Month Bankers' Acceptance Futures (BAX) Volume and Open Interest



- Based on Canadian Dollar Offered Rate (CDOR)
- C\$1,000,000 nominal value of Canadian bankers' acceptances with a three-month maturity
- Cash settlement
- Price increment:
 - 0.005 = C\$12.50 per contract for the six (6) nearest listed contract months, including serials
 - 0.01 = C\$25.00 per contract for all other contract months
- 3 years of quarterly contracts: Whites, Reds and Greens, and two (2) nearest non-quarterly months (serials)

BAX Reds and Greens Volume



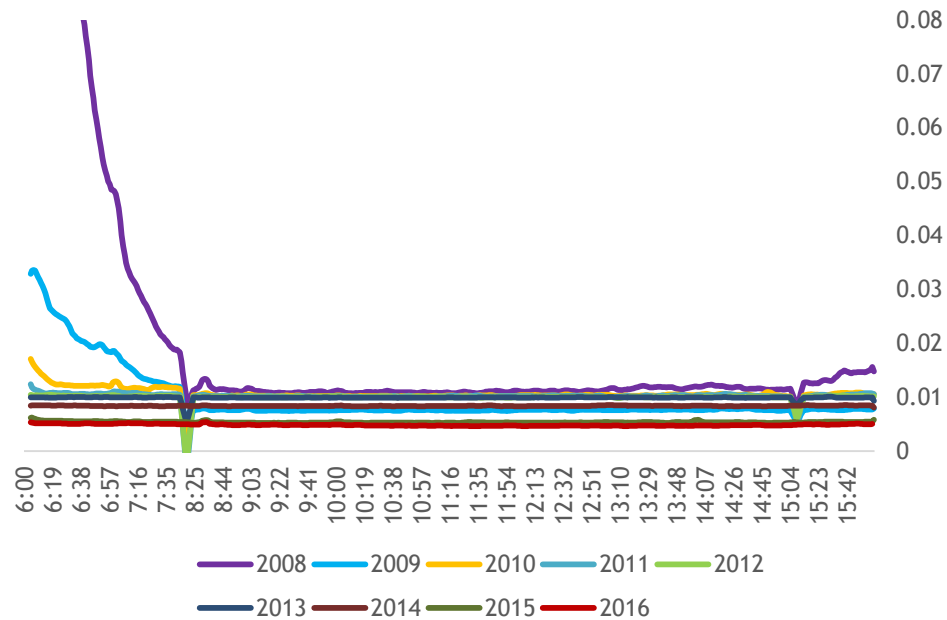
BAX Bid-Ask Spread Improvement

Daily Average of BAX Bid-Ask Spread



Note: 20-day moving average of daily average bid-ask spread (8:20-16:00)

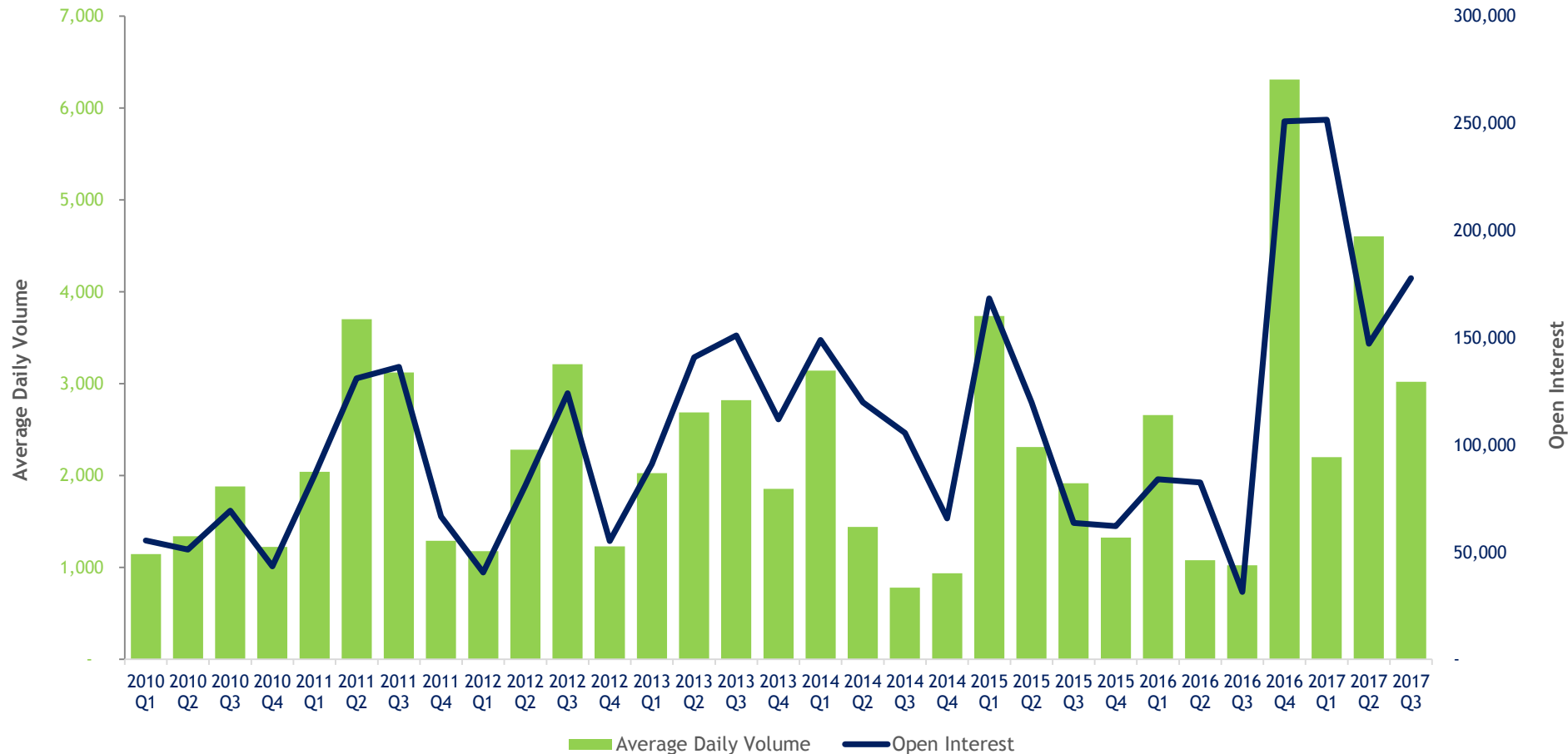
Intraday BAX Bid-Ask Spread



Note: Five minute averages of the bid-ask spread

Options on BAX (OBX)

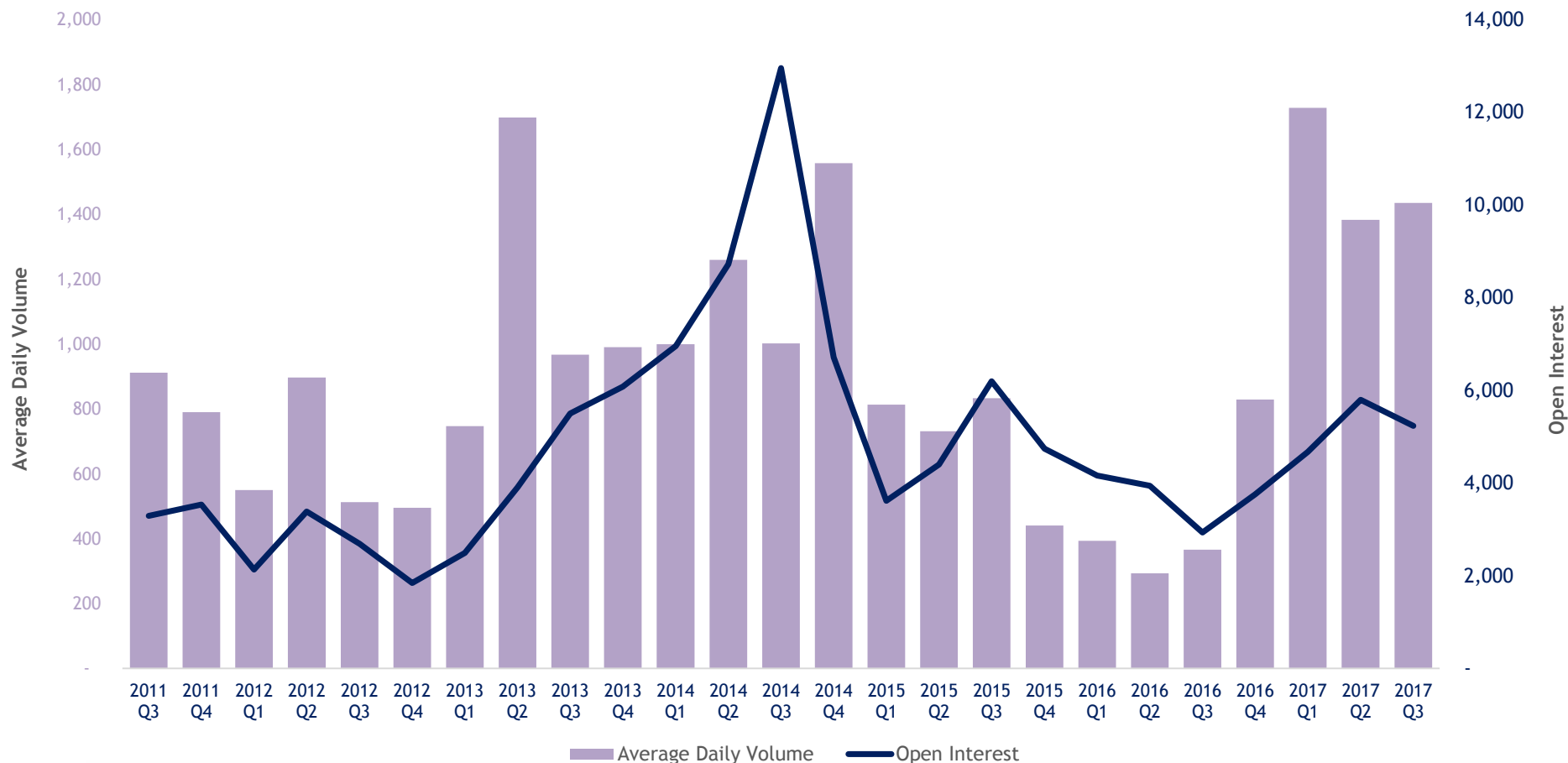
Volume and Open Interest



- Quoted in points where each 0.01 point (1 basis point) represents C\$25
- Price increment:
 - 0.005 = C\$12.50 per contract
 - 0.001 = C\$2.50 per contract for cabinet trades

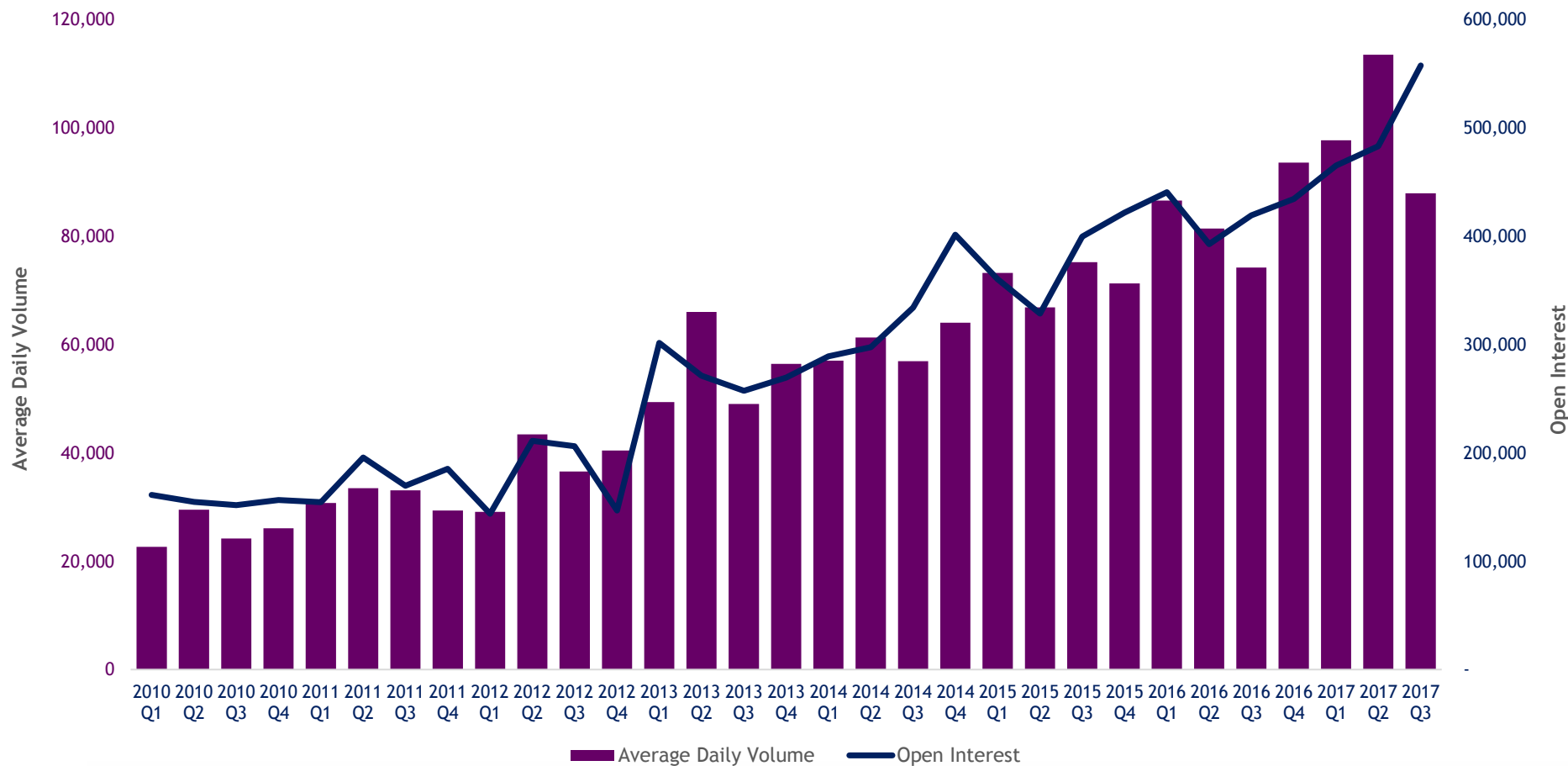
GOVERNMENT OF CANADA BOND FUTURES

Five-Year Government of Canada Bond Futures (CGF) Volume and Open Interest



- C\$100,000 nominal value of a Government of Canada bond with a 6% notional coupon
- Physical delivery of eligible Government of Canada bonds
- Price increment: 0.01 = C\$10 per contract

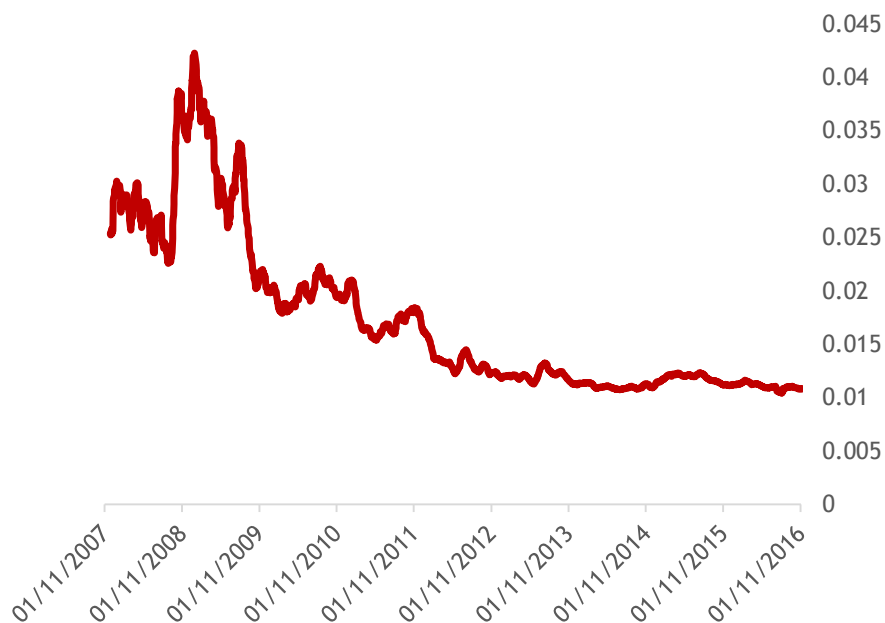
Ten-Year Government of Canada Bond Futures (CGB) Volume and Open Interest



- C\$100,000 nominal value of a Government of Canada bond with a 6% notional coupon
- Physical delivery of eligible Government of Canada bonds
- Price increment: 0.01 = C\$10 per contract

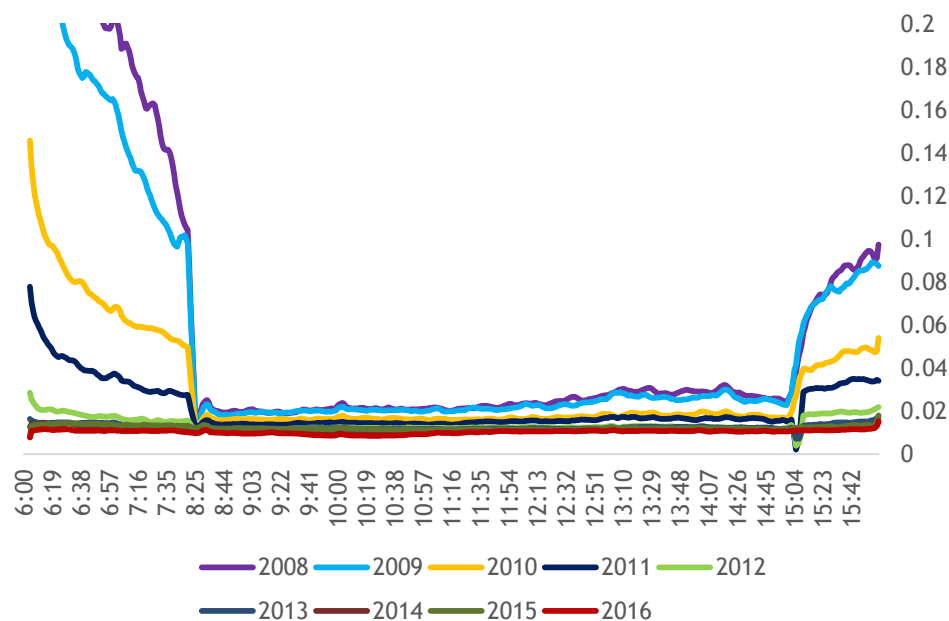
CGB Bid-Ask Spread Improvement

Daily Average of CGB Bid-Ask Spread



Note: 20-day moving average of daily average bid-ask spread (8:20-16:00)

Intraday CGB Bid-Ask Spread

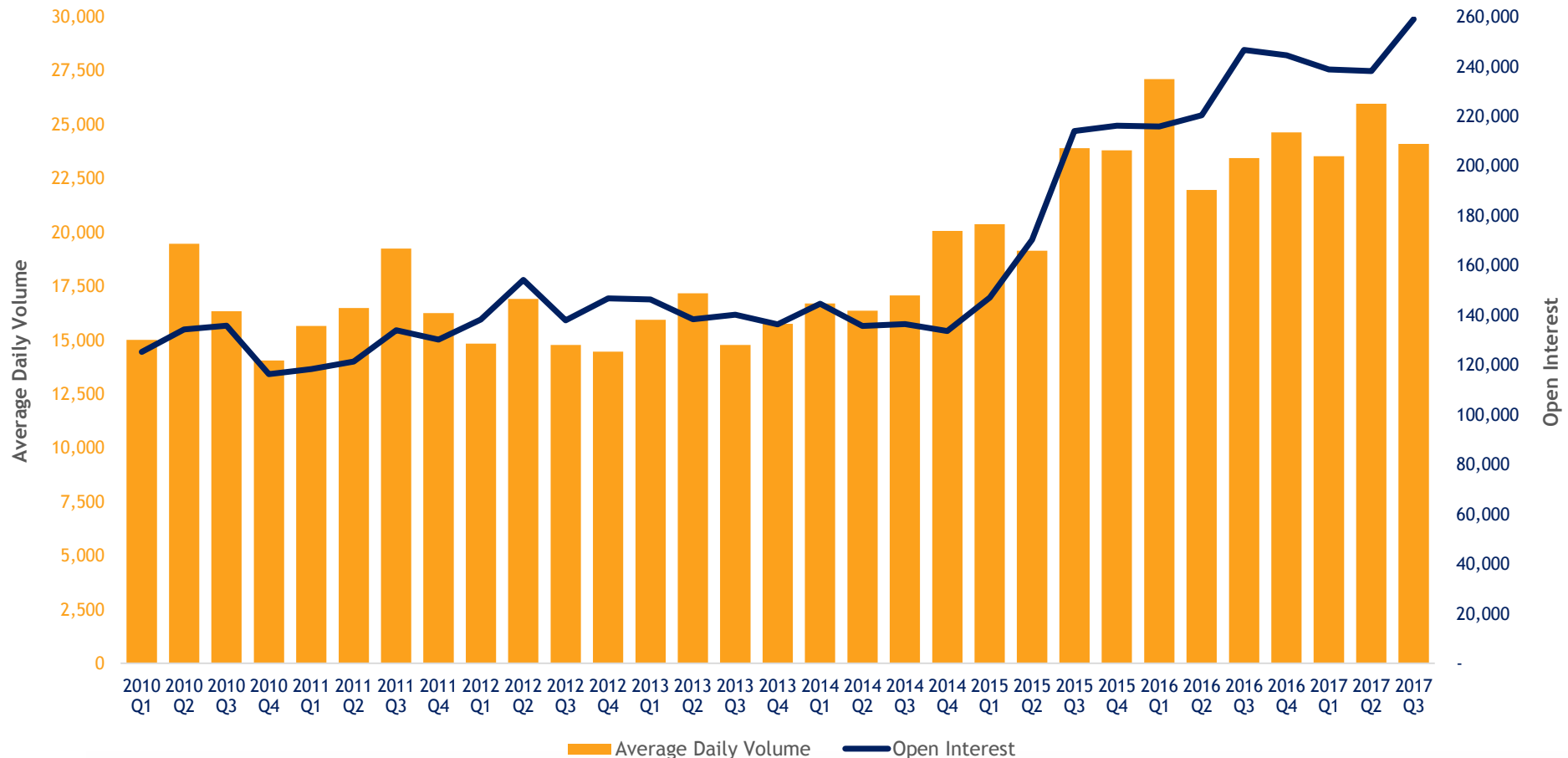


Note: Five minute averages of the bid-ask spread

EQUITY INDEX FUTURES

S&P/TSX 60 Index Futures (SXF)

Volume and Open Interest



- Notional \$Value of one SXF contract: C\$200 multiplied by S&P/TSX 60 Index Standard Futures contract value
- Cash settlement
- Price Increment:
 - 0.10 index points for outright positions
 - 0.01 index points for calendar spreads

OFF-EXCHANGE TRANSACTIONS

Block Trades and Cross Transactions

BLOCK TRADES	ELIGIBLE PRODUCTS	MINIMUM VOLUME THRESHOLD
	ONX	1,000 contracts
	OIS	200 contracts
	BAX (Reds and Greens)	Reds: 1,000 contracts / Greens: 500 contracts
	OBX	2,000 contracts
	CGB	1,500 contracts
	CGZ/CGF/LGB	500 contracts
	Futures Contracts on S&P/TSX Indices (Only block trades priced at a basis to the index close, BIC) *	100 contracts (execution of block trades priced at a BIC)
PRESCRIBED TIME DELAY IS 15 MINUTES FOR ALL ELIGIBLE PRODUCTS		

Note: Block trades available for other products

* Futures contracts on S&P/TSX indices: No outright block trades

CROSS TRANSACTIONS	ELIGIBLE PRODUCTS	MINIMUM VOLUME THRESHOLD	PRESCRIBED TIME DELAY
	BAX/ONX/OIS	No Threshold	<ul style="list-style-type: none"> • 5 seconds (front month, BAX: 1st four quarterly months) • 15 seconds (remaining months & strategies)
	OBX/OGB	<ul style="list-style-type: none"> • ≥ 250 contracts • < 250 contracts 	<ul style="list-style-type: none"> • 0 seconds (all expiry months & strategies) • 5 seconds (all expiry months & strategies)
	Government of Canada Bond Futures Contracts	No Threshold	<ul style="list-style-type: none"> • 5 seconds
	Futures Contracts on S&P/TSX Indices	<ul style="list-style-type: none"> • ≥ 100 contracts • < 100 contracts 	<ul style="list-style-type: none"> • 0 seconds (all expiry months) • 5 seconds (all expiry months & strategies)
	Canadian Share Futures Contracts	<ul style="list-style-type: none"> • ≥ 100 contracts • < 100 contracts 	<ul style="list-style-type: none"> • 0 seconds (all expiry months & strategies) • 5 seconds (all expiry months & strategies)

Exchange for Physical, Exchange for Risk & SXF Riskless Basis

Exchange for Physical (EFP)

Transaction whereby two parties enter into an agreement in which one party purchases a cash market position and simultaneously sells a corresponding futures contract position and the other party sells the cash market position and simultaneously purchases the corresponding futures contract position.

Exchange for Risk (EFR)

Transaction whereby two parties enter into an agreement in which one party purchases an over-the-counter derivative instrument and simultaneously sells a corresponding futures contract and the other party sells the over-the-counter derivative instrument and simultaneously purchases the corresponding futures contract.

EFP and EFR transactions permitted on following instruments:

- Interest rate futures contracts
- Futures contracts on S&P/TSX indices
- Canadian Share Futures Contracts

Riskless Basis Cross Transactions on Futures Contracts on S&P/TSX Indices and on Canadian Shares

- Riskless basis cross transactions on listed futures contracts on S&P/TSX indices and on listed Share Futures contracts
- Purchase/sale of index futures contracts/Share Futures contracts against cash instruments for an average cash market price plus a pre-negotiated basis

© 2017 Bourse de Montréal Inc. All rights reserved.

This document is sent to you for general information purposes only. The information provided in this document, including financial and economic data, quotes and any analysis or interpretation thereof, is provided solely for information purposes and shall not be construed in any jurisdiction as providing any advice or recommendation with respect to the purchase or sale of any derivative instrument, underlying security or any other financial instrument or as providing legal, accounting, tax, financial or investment advice. Bourse de Montréal Inc. recommends that you consult your own advisors in accordance with your needs. All references in this document to specifications, rules and obligations concerning a product are subject to the Rules and Policies of Bourse de Montréal Inc. and its clearinghouse, the Canadian Derivatives Clearing Corporation. Although care has been taken in the preparation of this document, Bourse de Montréal Inc. and/or its affiliates shall not be liable for any errors or omissions and reserve the right to amend or review the content of this document any time and without prior notice. Neither Bourse de Montréal Inc., nor any of its affiliates, directors, officers, employees or agents shall be liable for any damages, losses or costs incurred as a result of the use of any information appearing in this document.

“BAX®”, “OBX®”, “ONX®”, “OIS-MX®”, “CGZ®”, “CGF®”, “CGB®”, “LGB®”, “OGB®”, “SXO®”, “SXF®”, “SXM®”, “SCF®”, “SXA®”, “SXB®”, “SXH®”, “SXY®”, and “USX®” are registered trademarks of Bourse de Montréal Inc. “OBW™”, “OBY™”, “OBZ™”, “SXK™”, “SXU™”, “SXJ™”, “SXV™”, Montréal Exchange and the Montréal Exchange logo are trademarks of Bourse de Montréal Inc.

The “S&P/TSX 60 Index”, “S&P/TSX Composite Index”, “S&P/TSX Global Gold Index”, “S&P/TSX Capped Financials Index”, “S&P/TSX Capped Information Technology Index”, “S&P/TSX Capped Energy Index”, “S&P/TSX Composite Index Banks (Industry Group)”, “S&P/TSX Capped Utilities Index” (collectively, the “Indices”) are products of S&P Dow Jones Indices LLC (“SPDJI”) and TSX Inc. (“TSX”). Standard & Poor’s® and S&P® are registered trademarks of Standard & Poor’s Financial Services LLC (“S&P”); Dow Jones® is a registered trademark of Dow Jones Trademark Holdings LLC (“Dow Jones”); and TSX® is a registered trademark of TSX. SPDJI, Dow Jones, S&P and TSX do not sponsor, endorse, sell or promote any products based on the Indices and none of such parties make any representation regarding the advisability of investing in such product(s) nor do they have any liability for any errors, omissions or interruptions of the Indices or any data related thereto.